













Sew-on Articles

Colors

-  **Crystal**
001
-  **Light Silk**
261
-  **Light Peach**
362
-  **Blush Rose**
257
-  **Light Siam**
227
-  **Fuchsia**
502
-  **Amethyst**
204
-  **Smoky Mauve**
265
-  **Light Turquoise**
263
-  **Denim Blue**
266
-  **Black Diamond**
215
-  **Dark Moss Green**
260
-  **Emerald**
205
-  **Light Colorado Topaz**
246
-  **Yellow Opal** NEW!
231
-  **Tangerine**
259
-  **Graphite** NEW!
253
-  **Jet**
280

Effects

-  **Crystal Silver Shade**
001 SSHA
-  **Crystal Moonlight**
001 MOL
-  **Crystal Aurore Boreale**
001 AB
-  **Crystal Luminous Green**
001 LUMG
-  **Crystal Golden Shadow**
001 GSHA
-  **Crystal Metallic Sunshine**
001 METSH
-  **Crystal Astral Pink**
001 API
-  **Crystal Paradise Shine**
001 PARSH
-  **Crystal Lilac Shadow**
001 LISH
-  **Crystal Blue Shade**
001 BLSH
-  **Crystal Scarabaeus Green***
001 SCGR
-  **Crystal Iridescent Green**
001 IRIG
-  **Crystal Light Chrome**
001 LTCH
-  **Crystal Silver Night**
001 SINI
-  **Jet Hematite**
280 HEM

Sew-on Articles

Numerical Order

001	Crystal	215	Black Diamond
001 AB	Crystal Aurore Boreale	227	Light Siam
001 API	<u>Crystal Astral Pink</u>	231	<u>Yellow Opal</u> ^{NEW!}
001 BLSH	Crystal Blue Shade	246	Light Colorado Topaz
001 GSHA	Crystal Golden Shadow	253	<u>Graphite</u> ^{NEW!}
001 IRIG	<u>Crystal Iridescent Green</u>	257	<u>Blush Rose</u>
001 LISH	<u>Crystal Lilac Shadow</u>	259	<u>Tangerine</u>
001 LTCH	<u>Crystal Light Chrome</u>	260	<u>Dark Moss Green</u>
001 LUMG	Crystal Luminous Green	261	Light Silk
001 METSH	<u>Crystal Metallic Sunshine</u>	263	Light Turquoise
001 MOL	Crystal Moonlight	265	<u>Smoky Mauve</u>
001 PARSH	<u>Crystal Paradise Shine</u>	266	<u>Denim Blue</u>
001 SCGR	<u>Crystal Scarabaeus Green*</u>	280	Jet
001 SSHA	<u>Crystal Silver Shade</u>	280 HEM	Jet Hematite
001 SINI	Crystal Silver Night	362	Light Peach
204	Amethyst	502	Fuchsia
205	Emerald		

Alphabetical Order

Amethyst (204)	<u>Crystal Silver Shade (001 SSHA)</u>
Black Diamond (215)	<u>Dark Moss Green (260)</u>
<u>Blush Rose (257)</u>	<u>Denim Blue (266)</u>
Crystal (001)	Emerald (205)
<u>Crystal Astral Pink (001 API)</u>	Fuchsia (502)
Crystal Aurore Boreale (001 AB)	<u>Graphite (253)</u> ^{NEW!}
Crystal Blue Shade (001 BLSH)	Jet (280)
Crystal Golden Shadow (001 GSHA)	Jet Hematite (280 HEM)
<u>Crystal Iridescent Green (001 IRIG)</u>	Light Colorado Topaz (246)
<u>Crystal Light Chrome (001 LTCH)</u>	Light Peach (362)
<u>Crystal Lilac Shadow (001 LISH)</u>	Light Siam (227)
<u>Crystal Luminous Green (001 LUMG)</u>	Light Silk (261)
<u>Crystal Metallic Sunshine (001 METSH)</u>	Light Turquoise (263)
Crystal Moonlight (001 MOL)	<u>Smoky Mauve (265)</u>
<u>Crystal Paradise Shine (001 PARSH)</u>	<u>Tangerine (259)</u>
<u>Crystal Scarabaeus Green* (001 SCGR)</u>	<u>Yellow Opal (231)</u> ^{NEW!}
Crystal Silver Night (001 SINI)	

The displayed assortment is not entirely available for all products within the product groups. For details on available colors and effects, please see the product matrix for the respective item.

Classic Colors: This color range offers a wide choice of traditional Swarovski crystal colors.

Exclusive Colors: This color range is offered exclusively by Swarovski.

The standard assortment of colors and effects may vary according to the product group. Slight changes in shades are unavoidable. Colors may vary according to cut and shape.

* Designed by Jean Paul Gaultier

Colors and effects can appear different when illuminated with different light sources. Swarovski uses standard light source D50 for color decision and comparison.

Classic Colors

Exclusive Colors

© 2016 D. Swarovski Distribution GmbH