

SWAROVSKI

CRYSTAL FINE MESH

Available Casing Colors

































081 Gold



082 Silver







COLORS

- | | |
|--|---|
|  Crystal
001 |  Aquamarine
202 |
|  Light Silk
261 |  Sapphire
206 |
|  Silk
391 |  Majestic Blue¹
296 |
|  Vintage Rose
319 |  Blue Zircon
229 |
|  Light Rose
223 |  Denim Blue
266 |
|  Padparadscha
542 |  Black Diamond
215 |
|  Light Siam
227 |  Fern Green
291 |
|  Scarlet
276 |  Emerald
205 |
|  Fuchsia
502 |  Greige
284 |
|  Siam
208 |  Light Colorado Topaz
246 |
|  Amethyst
204 |  Jonquil
213 |
|  Iris <small>NEW!</small>
219 |  Topaz
203 |
|  Tanzanite
539 |  Smoked Topaz
220 |
|  Light Amethyst
212 |  Graphite
253 |
|  Light Sapphire
211 |  Jet
280 |

EFFECTS

- | |
|---|
|  Crystal Silver Shade
001 SSHA |
|  Crystal Moonlight
001 MOL |
|  Crystal Aurore Boreale
001 AB |
|  Crystal Golden Shadow
001 GSHA |
|  Crystal Rose Gold
001 ROGL |
|  Crystal Antique Pink
001 ANTP |
|  Crystal Metallic Blue
001 METBL |
|  Crystal Blue Shade
001 BLSH |
|  Crystal Dorado
001 DOR |
|  Crystal Metallic Light Gold
001 MLGLD |
|  Crystal Light Chrome
001 LTCH |
|  Crystal Silver Night
001 SINI |
|  Jet Hematite
280 HEM |

SHIMMER EFFECTS

- | |
|--|
|  Light Siam Shimmer
227 SHIM |
|  Light Sapphire Shimmer
211 SHIM |
|  Black Diamond Shimmer
215 SHIM |
|  Erinite Shimmer
360 SHIM |
|  Light Colorado Topaz Shimmer
246 SHIM |
|  Light Topaz Shimmer
226 SHIM |

Colors and effects can appear different when illuminated with different light sources. Swarovski uses standard light source D50 for color decision and comparison.

¹ Majestic Blue's intense ultramarine hue is difficult to recreate accurately in print due to the fact that the CMYK color spectrum is used in the printing process. In order to get a truer impression of its color, please use RGB digital pictures or, ideally, ask for actual samples.

Classic Colors/Effects
[Exclusive Colors/Effects](#)

© 2020 D. Swarovski Distribution GmbH